



Upgrade to a Coachman



Touring Caravan Collection 2016

Upgrade to a Coachman

From your first glimpse of the 2016 Coachman Collection, you'll know that our caravans are anything but ordinary.

Each and every model has been crafted with the utmost care and attention, underpinned by our constant quest to create the perfect caravans.

From the sleek, dynamic design, to the enhanced specification and exclusive new layouts, every model has been refined to make it more comfortable, functional and luxurious than ever before.

Quality craftsmanship and innovative technology have come together to put our 2016 caravans in a class of their own.



Lighter by construction, better by design

When it comes to design, craftsmanship and construction, Coachman caravans are the best that money can buy. This is because we are not prepared to compromise on quality, and we're always striving to improve our market-leading position.

Over the last two years we have been working closely with Bostik, the world's leading producer of advanced bonding agents and with specialists from Hull University's engineering department, to develop better ways to build our caravans. Advanced Bonded Construction techniques (ABC) are the result and they have allowed us to take a huge step forward.

This is because ABC techniques, together with the use of advanced polyurethane (PU) materials, have enabled us to reduce the weight of our caravans across the board, without compromising on strength or quality. We have also been able to virtually eliminate the threat of water ingress through the caravan shell, and have absolute confidence in our 10-year water ingress warranty.

So, with weights starting at just 1180kg (MTPLM), Coachman luxury, quality and craftsmanship are now more accessible than ever before.







VISION

The 2016 Vision is a true achievement in our quest to create the perfect caravan.





With a sleek, dynamic exterior and a comfortable, stylish and contemporary interior, the Vision is packed with premium features at a surprisingly affordable price.

With weights starting at just 1180kg (MTPLM), the new Vision can be towed by a wider range of cars.

New for 2016 is the Vision 570, a well-planned 5-berth with two spacious, separate living areas - ideal for larger families.

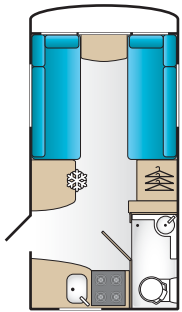
Designed with practical, comfortable, spacious living in mind, the 2016 Vision is the perfect choice for your family.



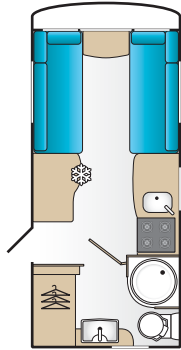




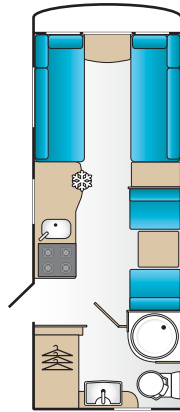
VISION



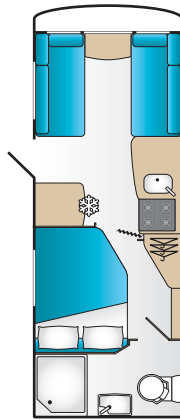
VISION 380



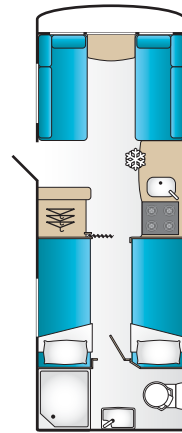
VISION 450



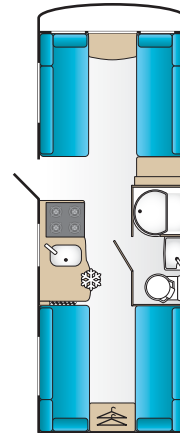
VISION 520



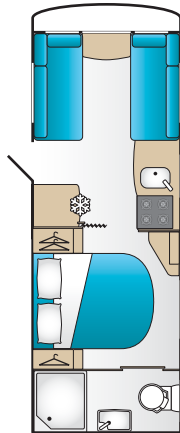
VISION 560



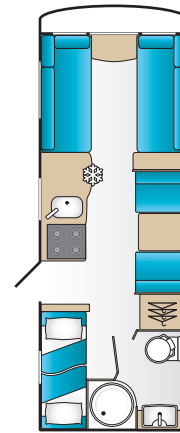
VISION 565



VISION 570



VISION 575



VISION 580





PASTICHE

Wherever your journeys take you, the 2016 Pastiche will provide a comfortable base you'll be delighted to call your home from home.





Intelligently designed to maximise living space, comfort and light, the sleek and stylish Pastiche is perfect for couples and families alike.

Our 2016 Pastiche models feature the state-of-the-art Alde central heating system. Built to excel, this is an exceptionally durable, high-performance system that offers true comforts of home. It is efficient, powerful and fully programmable, providing all the benefits of modern central heating.

The Pastiche 470 is a new and unique 2-berth layout with a full-sized fixed bed. Ergonomic and space-saving, it's also incredibly lightweight at just 1295kg (MTPLM).

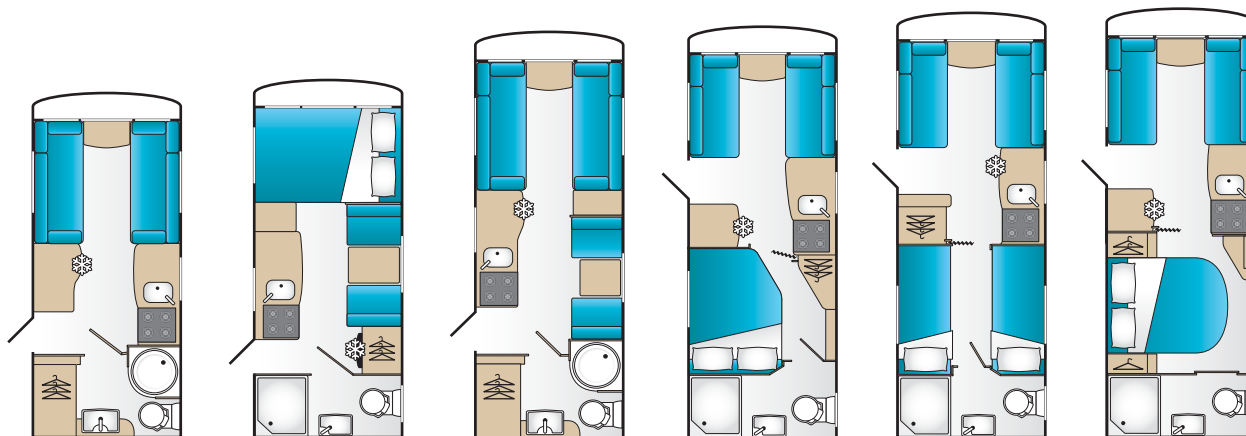
Warm and welcoming
with Alde central heating.







PASTICHE



PASTICHE 460

PASTICHE 470


PASTICHE 520

PASTICHE 560

PASTICHE 565

PASTICHE 575





VIP

From the confident, dynamic exterior to the sumptuous interior styling, the VIP is packed with unique, individual features that make it truly special.





Combining luxury, comfort and style, the VIP is a meticulously crafted masterpiece. Generously proportioned kitchens with automatic appliances and stunning, well planned living spaces help the VIP to really stand out from the crowd.

So why not relax in the gentle ambience created by unique under-unit and courtesy lighting? You'll never regret that you chose the VIP.

An elegant, practical caravan that delivers on style and comfort, without compromise.

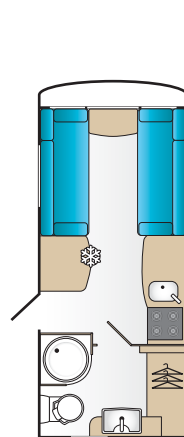


BOACHMAN

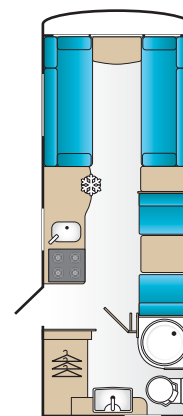




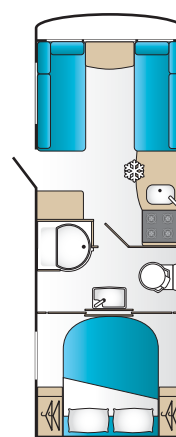
VIP



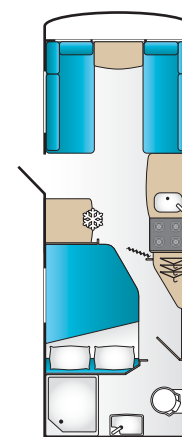
VIP 460



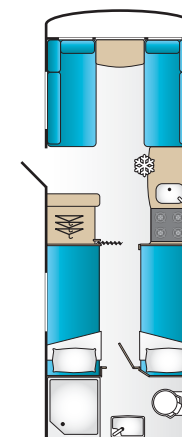
VIP 520



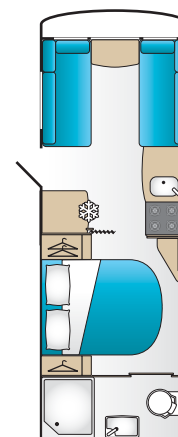
VIP 545



VIP 560



VIP 565



VIP 575





LASER


The 2016 Laser is our range-topping, showpiece model. It's quite simply the finest caravan available today.





The Laser, our showpiece range, features everything you could possibly want in a luxury caravan, from hand-crafted furniture to sensational interior design. There are three twin-axle layouts to choose from, and a host of features to satisfy the most discerning caravanner.

With exquisite attention to detail and lavishly equipped, the Laser is the epitome of high-end luxury and the ultimate in style and substance.

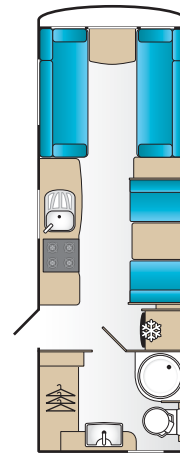


Elegant and innovative in equal measure, inviting, stylish and packed with all the features you'd expect from an exclusive, top of the range caravan.

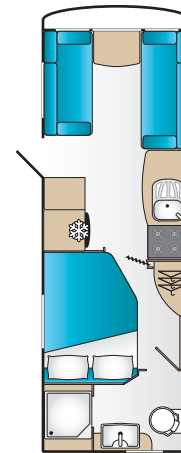




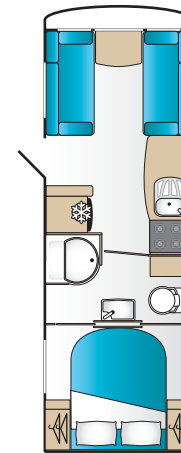
LASER



LASER 620



LASER 640



LASER 650

Specifications



EXTERNAL FEATURES

- European Whole Vehicle Type Approved (EWVTA)
- EN1645 Grade 3 classification for heating and insulation - cold chamber tested
- Overall body width of 2.26m / 7' 5"
- **NEW** AL-KO, one piece, galvanised steel chassis with Euro axle, overrun device and easy action handbrake
- Fully bonded aerodynamic exterior bodyshell incorporating renowned specialist BOSTIK chemical bonding adhesives and PU internal framing
- Screwless, body coloured, fully bonded awning rail to both sides
- 25mm sandwich sidewall construction using higher impact resistant 5000 series, 0.6mm thick aluminium, with polystyrene insulation core
- 25mm sandwich construction roof for added strength and insulation
- 45mm sandwich construction floor with internal bracing for added strength
- 13 pin car 'Jaeger' connector
- Full height, acrylic capped ABS front panel incorporating integral grab handles, 3 opening front windows and gas bottle locker door with 2 locks and gas strut
- Full height acrylic capped ABS rear panel with high level brake light and light clusters incorporating twin reversing lights and fog lights
- **NEW** Body colour step-on hitch cover with tread plates for easy cleaning of front windows
- **NEW** Body colour rear light bezel surrounds
- **NEW** 10 spoke, Hyper silver 'Falcon' alloy wheels
- Underslung AL-KO spare wheel carrier complete with steel spare wheel
- **NEW** Vision exterior graphics and colours
- Shock absorbers for smoother towing
- Double glazed opening windows
- **NEW** Dimatec LED awning light
- Mud flaps
- Large, nearside, external luggage locker door (model specific)
- Exterior access battery box with mains electric inlet and external satellite and aerial connections
- One piece exterior door with high security lock, window and blind, moulded inner panel and interior waste bin incorporating dustpan and brush
- Plastic entrance step
- Bulkhead mounted gas regulator for use with butane or propane gas bottles, supplied with flexible hose for propane

INTERIOR

- Internal headroom of 1.95m / 6' 5"
- Easy clean, Rastrallo 'Soft close' blinds and flyscreens to all opening windows
- Easy action flyscreen to exterior door
- 'Ozio' hypo-allergenic construction soft furnishings throughout all models
- **NEW** Soft furnishings in 'Zembla/Heely' design complete with scatter and bolster cushions
- Removable carpet in 'Eggshell' design
- **NEW** wood colour scheme in 'Sand Ruster'
- **NEW** kitchen laminate in 'Talavera Stone' design
- Ceiling board in 'Lambourn' design
- Wall board in 'Nagoya' design
- Domestic floor covering in 'French Oak' design
- **NEW** Locker doors to lounge in 'Sand Ruster' design
- **NEW** Chrome, 'Saffron Bow' design furniture handles
- Metal runners to all drawers
- Colour co-ordinated sockets and switches with black surrounds
- Twin curtain track
- Easy action aluminium framed sliding front bed make up mechanism
- Easy access, aluminium, lift up front seat frames, gas strut supported, with sprung beech laths
- Front chest of drawers with slide out extending table top
- **NEW** Large, lightweight, free standing table with dedicated storage area
- Seating and bed ventilation boards throughout
- Removable entrance mat with tray

- Shelving to front overhead lockers
- Luxury, 'Ozio' hypo allergenic mattresses to all fixed bed models
- Midi Heki rooflight to front lounge area
- Aluminium frames to all fixed beds
- Mini Heki rooflight over fixed beds

KITCHEN

- Mini Heki rooflight to kitchen area
- Argent stainless steel sink with glass lid and separate drainer
- **NEW** 800w, 20 litre microwave oven with dedicated housing
- **NEW** Concept C90 chromed ceramic kitchen tap
- **NEW** Kitchen splashback in 'Glossy Larice Talvera' design
- Dual fuel hob with electronic ignition, glass lid and flame failure device
- Thetford Caprice oven with separate grill
- LED under lighting to kitchen lockers
- Kitchen locker doors in 'Canvas' design
- Thetford 3000 series 113 litre electronic fridge freezer in piano black

BATHROOM

- Fully lined shower to all bathrooms (not 380 model)
- Eco camel shower head
- Chrome bathroom fittings
- LED shower light
- Thetford C260 swivel toilet with electric flush and wheeled waste container
- **NEW** Domestic style square shower cubicle with pivot door (model specific)
- **NEW** Opaque window to all bathrooms (not 380 model)
- Domestic style bathroom door handles (model specific)
- Vanity basin with chrome tap (model specific)
- Belfast sink to all end washroom models

ELECTRICAL

- 100% Low energy LED lighting throughout
- Mains inlet with ECLB protection
- Mains connection lead (25m)
- 12 volt system (20 Amp) with battery charger and mains transformer
- 12 volt multi function control panel for voltmeter, awning light, water pump, 12 volt lights and master switches

AUDIO / ENTERTAINMENT

- Pioneer AM/FM radio/CD/MP3 player - USB, iPod and smartphone compatible
- Dedicated TV station with 230v, 12v and aerial sockets (2 in selected models)
- **NEW** Status 570 TV aerial with integrated AM/FM/DAB reception capability
- External satellite and TV aerial connection point located inside battery box
- Internal satellite connection point

PLUMBING AND HEATING

- 6kw Truma Combi heating and hot water system
- Blown air ducted heating to living, sleeping and washroom areas
- Programmable LCD control panel for heating and hot water
- Truma Compact inlet with Flojet internal water pump

SAFETY AND SECURITY

- AL-KO AKS 3004 Stabiliser
- Receiver for optional AL-KO Secure wheel lock
- Smoke alarm
- Carbon monoxide detector
- CRIS ID number to windows and chassis
- Concealed security data ID chips
- High security 'Zadi' entrance lock and key

PASTICHE Additional to Vision

- AL-KO ATC (Active Trailer Control) system
- Full height, acrylic capped ABS front panel incorporating, integral grab handles, central fixed panoramic roofwindow, 3 opening front windows and gas bottle locker door with 2 locks and gas strut
- External gas BBQ point
- 230 volt external mains socket to all layouts (within lined exterior access locker on 460 and 520 models)
- **NEW** Pastiche exterior graphics and colours
- **NEW** ALDE hydronic central heating and hot water system
- **NEW** Programmable LCD colour touch screen panel for ALDE heating and hot water system
- **NEW** 12 volt multi function control panel for voltmeter, awning light, water pump, 12 volt lights and master switches
- **NEW** Wood colour scheme in 'Sand Ruster'
- **NEW** Soft furnishings in 'Dillon Dazzling/Amillo Balloon' design with scatter cushions and sculpted armrests
- Softrollo pleated blinds with flyscreens to all windows except kitchen and bathroom
- Easy clean, Rastrollo 'Soft close' blinds and flyscreens to kitchen and bathroom window
- **NEW** Midi Heki rooflight over fixed beds
- Argent black enamelled sink with glass lid
- Separate 'Joseph Joseph' drainer
- Kitchen locker doors in 'Grey Moves' design
- **NEW** Kitchen laminate in 'Talavera Stone' design
- **NEW** Heated towel radiator in bathroom
- Dometic Mini Heki in end bathroom models (model specific)
- Remote control alarm system with PIR and tilt sensors for added security (key fob also controls the awning light)
- Large, nearside, external luggage locker door (model specific)
- Back-lit bathroom mirrors in all end bathroom models

VIP Additional to Pastiche

- 28mm sandwich sidewall construction using higher impact resistant 5000 series, 0.6mm thick aluminium, with polystyrene insulation core
- 32mm sandwich construction roof for added strength and insulation
- Automotive style body shell with overall width of 2.32m / 7' 7"
- Aerodynamic, automotive style roof rails
- Full height, acrylic capped ABS front panel incorporating, integral grab handles, full width fixed panoramic roofwindow, 3 opening front windows and gas bottle locker door with 2 locks and gas strut
- Contrast colour step-on hitch cover with tread plates for easy cleaning of front windows
- Seitz superior one piece exterior door with high security lock, complete with Seitz easy action door flyscreen
- **NEW** VIP exterior graphics and colours
- Vortex' High Power Silver alloy wheels
- **NEW** Dimatec off-side services light
- Heavy duty corner steadies to all corners
- AL-KO Secure wheel lock
- 80w roof mounted solar panel
- Truma Ultraflow water system with intelligent pressure switch and filter
- Colour co-ordinated sockets and switches with chrome surrounds
- 12 volt multi function digital control panel with awning light, water pump, 12v lights and master switches
- Floor level courtesy lighting
- Wood colour scheme in 'Noce Lido'
- Kitchen laminate splashback in glossy Mystic design
- Large Heki 2 skylight to front lounge
- **NEW** Soft furnishings in 'Corsica/Everest Neutral' design with scatter cushions and sculpted armrests
- Dimmable lighting
- Omnivent three speed, two way roof fan with clear dome
- Thetford Aspire 2 oven with separate grill
- Thetford 3000 series 113 litre electronic fridge freezer, with auto energy search, in Piano Black
- **NEW** Kitchen laminate in 'Glitter Bianco' design

LASER Additional to VIP

- **NEW** Laser exterior graphics and colours
- **NEW** AL-KO hydraulic jacking kit
- Truma Compact filter inlet, pressure switch and surge damper
- Underfloor insulated 36 litre water tank
- **NEW** Soft furnishings in 'Corsica/Everest Blue' design with scatter cushions and sculpted armrests
- 2 x AL-KO Secure wheel locks
- Phantom ProActive 3 satellite tracking system complete with 12 months subscription
- AL-KO Safe (650 model only)
- Argent black enamelled sink with integrated drainer and glass lid
- Thetford 3000 series 175 litre electronic fridge freezer, with auto energy search, in Piano Black (140 litre in 650 model)



For further information and specifications, please visit our website: coachman.co.uk

Working together with our partners





the
decorative
panels
group

YOUR PERFECT PARTNER



ACRYLIC GLAZING SOLUTIONS



LIGHTWEIGHT MATERIALS SPECIALISTS

Z O M I

proizvodno trgovsko podjetje d.o.o.





Coachman Caravan Company Limited
Amsterdam Road
Sutton Fields Industrial Estate
Hull HU7 0XF

info@coachman.co.uk

coachman.co.uk



This brochure has been designed to provide you with basic information prior to making a purchase decision. Please refer to your dealer for additional information before you buy.

Coachman Caravan Company Limited reserves the right to alter technical specifications, prices and model ranges as materials and conditions demand and can accept no responsibility for discrepancies between these and subsequent models. Household items illustrated in the brochure (e.g. fruit and personal effects) have been used to enhance photography and are not supplied with the caravan. Limitations in the printing process may mean colours are not truly represented.

It should be noted that distributors and dealers are not the agents of Coachman Caravan Company Limited and therefore are not authorised to bind the Company by any specific or implied undertaking or representation.

All Coachman models have been certified by the National Caravan Council for compliance with stringent European Standards, British Legislation and industry set Codes of Practice, specifically relating to health and safety issues. The approval process covers the testing and inspection of critical areas of the product from fire safety, weights and dimensions to gas, electrics and ventilation. Every Coachman caravan carries the "NCC Approved Caravan" badge. The NCC also conducts unannounced inspections at the Coachman factory to ensure continued compliance. NCC Approval gives you peace of mind that your caravan is legal and safe.

As the owner of a Coachman caravan, you will be automatically entitled to join our Owners' Club. For more information about the Club, please contact: The Membership Officer, Coachman Owners' Club, 26 Peveil Bank, Telford TF4 2BU. Or visit their website: coachmanclub.co.uk

Please note: Touring caravans are designated by the model year. The model year runs from the 1st September to the 31st August; for example a 2016 year model would have been despatched by the manufacturer no earlier than the 15th August, 2015

Designed and produced by: bluestormdesign.co.uk Photography: markkensett.com Thank you: Freedom Is... Ltd: freedomis.co.uk

